



The Nittany Stage Race



August 1-2, 2015

State College, PA

The Most Epic Race in Pennsylvania

Saturday, August 1st

Rattlesnake Road Race

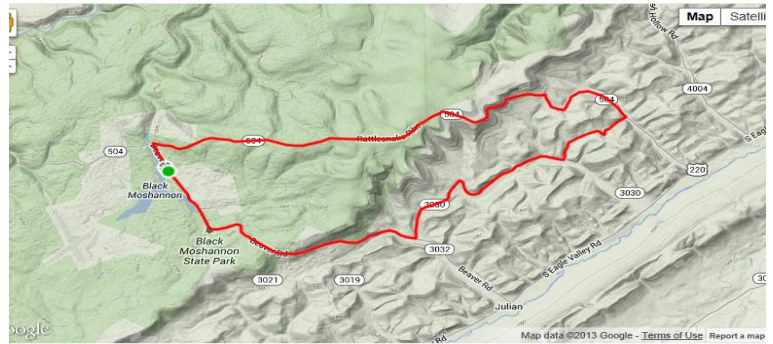
Time	Category	(Laps)
8:00am	Registration opens	
9:00am	Men's 4,5	(2)
9:15am	Master's 35+	(2)
9:30am	Women's 3, 4	(2)
12:00pm	Men's P, 1, 2	(4)
12:15pm	Men's 3	(3)
12:30pm	Women's P, 1, 2	(3)

Emergency services provided by Centre Life Link

Description: This challenging 21.5 mile course offers up over 1,900ft of climbing per lap along with stunning vistas and crushing descents of Black Moshannon State Park.

Registration for the stage race is \$70, but a late fee will apply for day-of registration.

21.5 mi	0.0%	943 ft	2,439 ft	1,496 ft
Distance	Avg Grade	Lowest Elev	Highest Elev	Elev Difference



Mo' Road Race Information

Parking for the road race is available in two convenient locations. The primary parking lot is located at the intersection of Beaver Rd, and Rattlesnake Pike. Overflow and volunteer parking is located in the Organized Tenting Area. Please be aware that overflow parking is a grass lot. If your vehicle absolutely cannot park in such a location please arrive early. The boat launch parking lot on Beaver Rd is reserved for park goers. Participants and spectators **may not** use this lot. The lot will be clearly marked and you may be fined!

Registration will be located in the Organized Group Tenting Area, along with volunteer services. Races longer than 43 miles (two laps) will

be allowed the use of a feed zone located just before mile marker 17, near the weather station. There is no guarantee of volunteer support at the feed station so please bring your friends!

Black Moshannon has multiple beaches, hiking trails, to keep non-cycling family members occupied. For more information on the park please visit their website at:

www.dcnr.state.pa.us/stateparks/findapark/blackmoshannon



GETTING HERE: Please see page 3 for driving directions and additional notes on parking. For information regarding post-race activities please visit: <http://www.visitpennstate.org/>

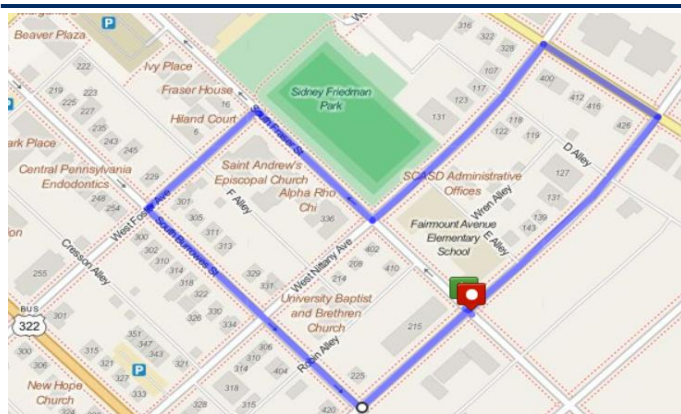
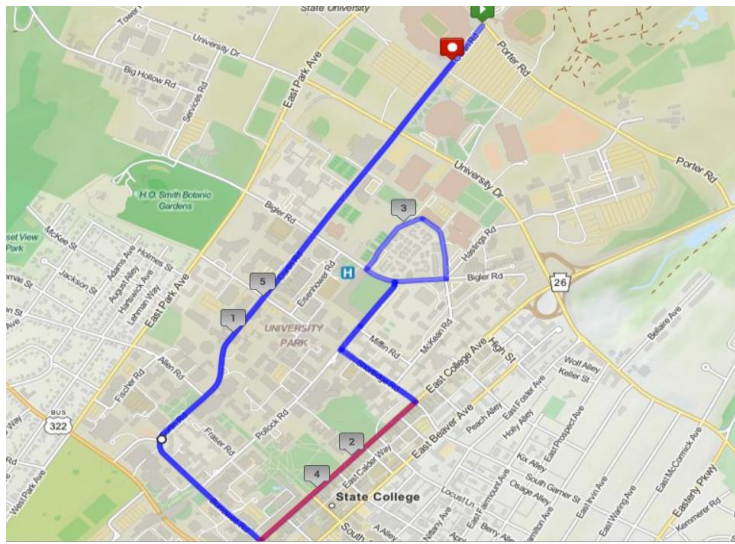
For more information please e-mail Andrew at
TheNittanyStageRace@gmail.com
 USA Cycling Permit # 2015-141

Sunday, August 1st

Campus Time Trial

Time	Category
7:30am	Open category Registration begins
7:40am	Road closures begin
8:00am	Men's P, 1, 2
to follow	Men's 3
to follow	Master's 35+
to follow	Men's 4
to follow	Men's 5
to follow	Women's P, 1, 2
to follow	Women's 3,4
to follow	Open Category
~11:30	Race completed

Description: A Merckx style, Individual Time Trial, will kick off Sunday morning with an incredibly fast 6 mile blitz through The Pennsylvania State University. The ITT will begin at Beaver Stadium and run down Curtin Rd before descending into the heart of State College. This race is excellent for spectators and is sure to be a hit with cyclists!



Memorial Park Criterium

Description: The downtown Criterium will begin at 1:15pm with the Men's cat 4 and 5 race. The Nittany Stage Race offers cash primes in *every* category while the six turn, L-shaped course mixes together technical corners and slight elevation changes to create one *really fun* race!

Neutral support will be provided by **The Bicycle Shop Inc.** Food and beverages will also be sold by local restaurants, and a family friendly course ride will also take place prior to the main event. There will be a challenge period following the Men's P,1,2 and a podium ceremony will be held at 7:00 following the race at the Sidney Friedman Park.

Time	Category	Length
1:15pm	Men's 4,5	40min
2:00pm	Master's 35+	40min
2:45pm	Men's 3	50min
3:40pm	Women's P,1,2	50min
4:25pm	Women's 3,4	40min
5:10pm	Open Course Ride	20min
5:30pm	Men's P,1,2	60min
6:30	Challenge Period	30min
7:00pm	Closing Ceremonies	

Parking for both of Sunday's events will be located across from Beaver Stadium in East commuter lot 44.

All downtown parking decks are also free on Sunday. Participants should make sure to remove their bikes from all roof racks before entering the garages. **Please see page 4 for more information regarding race parking.**

Emergency Medical Services for Sunday's races provided by: University Health Service.

For more information please e-mail Andrew at
TheNittanyStageRace@gmail.com
 USA Cycling Permit # 2015-141

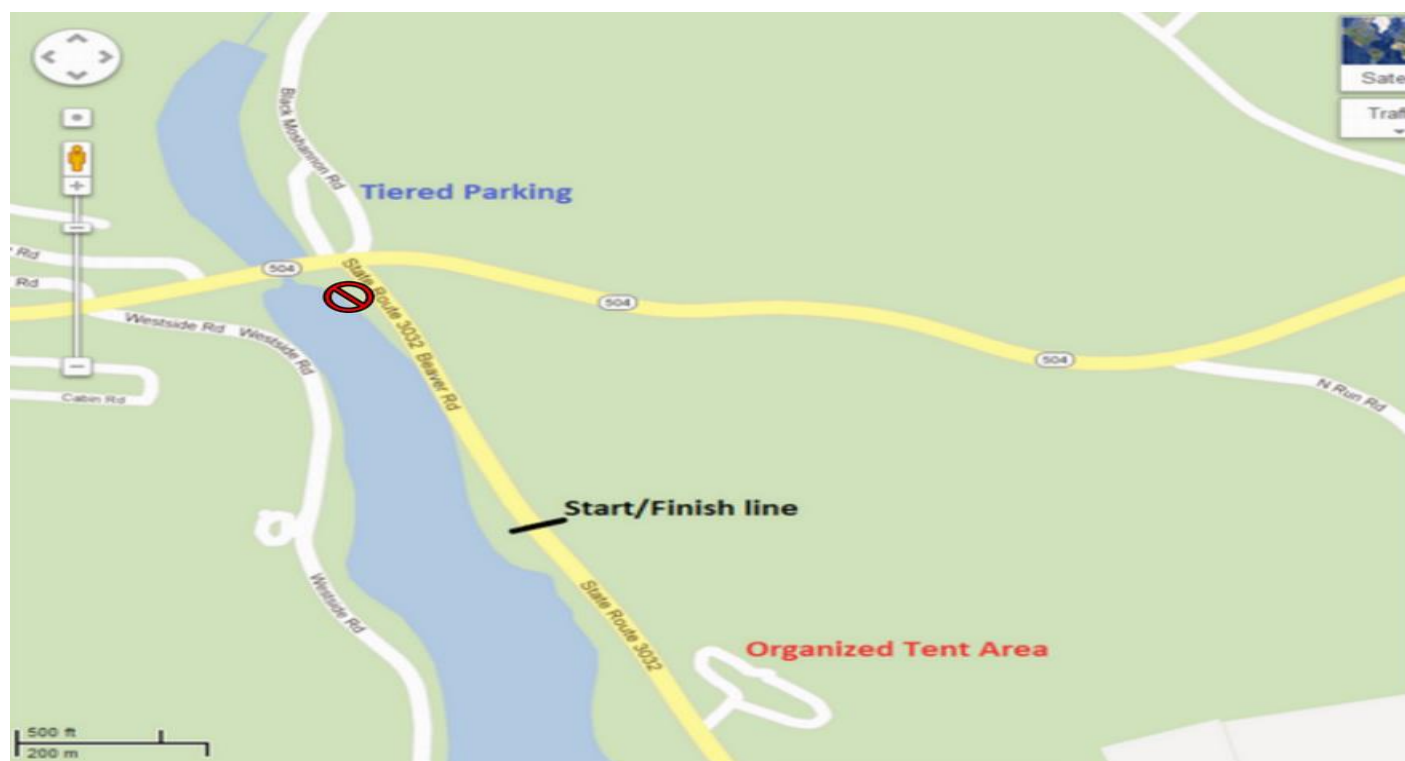
Parking at the Road Race

The boat launch parking lot on Beaver Rd is not to be used by cyclists or spectators. This is a public parking lot, and the Park wants to keep it open for any non-cyclists that want to enjoy the park that day.

You may however choose between two parking locations. The first is the tiered parking (BLUE TEXT) right off the intersection of SR 504 and Beaver Rd. This is near the corner just at the bottom of the first descent, right before the start finish line. If parking here, be aware that this is an active intersection for the race.

The Organized Tenting Area (RED TEXT) will offer additional grass lot parking, as well as the designated volunteer parking area. Registration is also located in this lot.

Note: The proposed start/finish line is located outside of the ranger station. Please be aware that you will be traveling on course if you arrive late and should then plan for delays.



Directions to the Road Race:

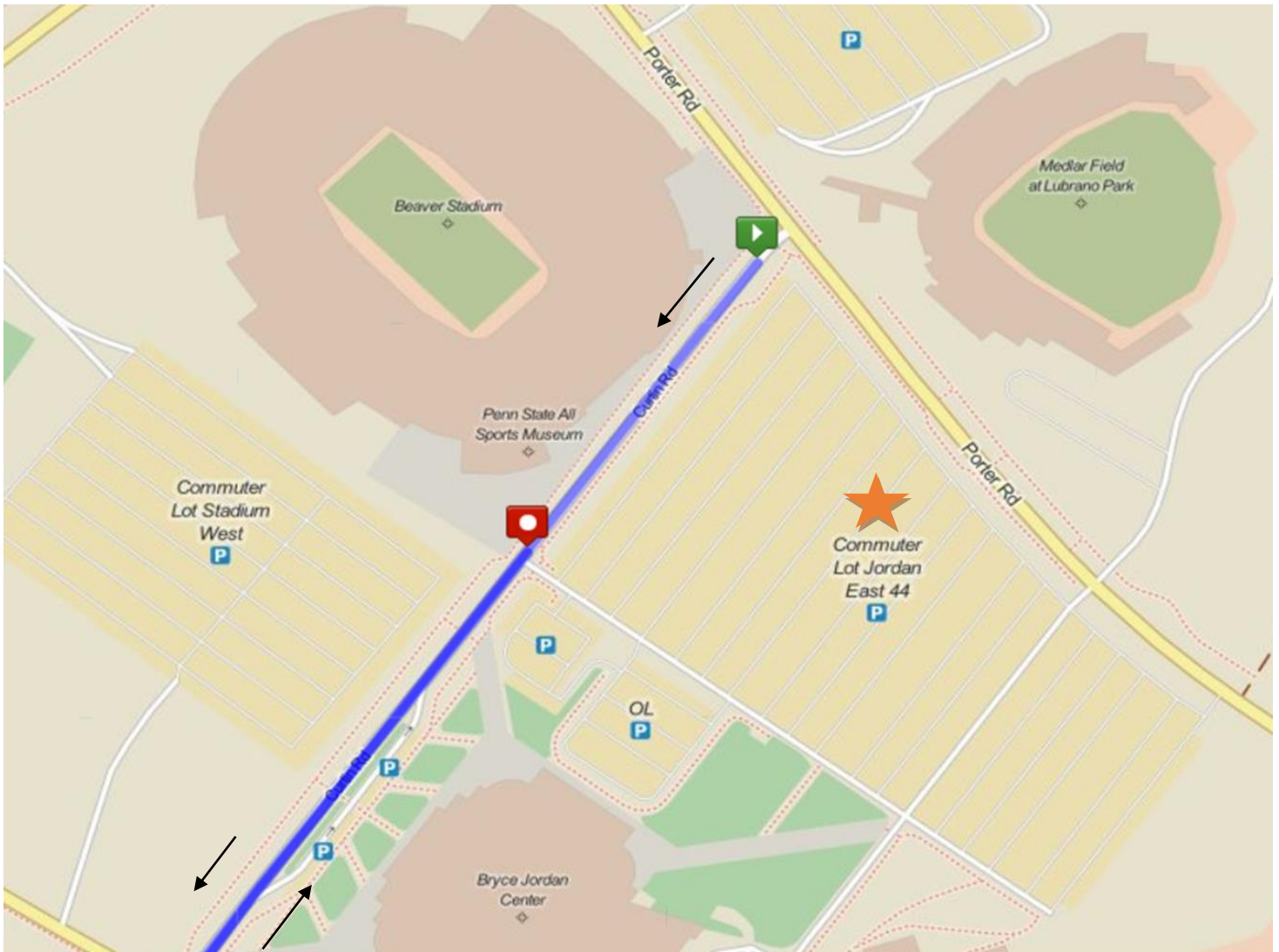
- From the North East: Take I-80 to Exit 161, I-99 south (see below for directions from I-99).
- From South: Take I-70/76 to Exit 146, I-99 north (see below for directions from I-99).
- From State College(Business 322 W/Atherton St): Continue West on Business 322. Will become freeway. Immediately thereafter, take exit toward I-99/US 220/US 322 and head south on I-99 (see below for directions from I-99).
- From I-99: Take Exit 62 (southbound) or Exit 61 (northbound) for US 322 West. Just before village of Phillipsburg, make a right onto PA 504 east and proceed towards Black Moshannon. Just after the bridge turn left for the [tiered parking lot](#).

For more information please e-mail Andrew at
TheNittanyStageRace@gmail.com
USA Cycling Permit # 2015-141

Parking at the Time Trial

Parking for both of Sunday's races will be available at Commuter Lot 44 East. The lot is accessible from three sides even during the time trial. The Criterium is located in downtown State College less than a miles from lot 44.

Note: Staging for the race will take place on the Beaver Stadium Plaza. Registration will be located at the northern most corner of Lot 44.



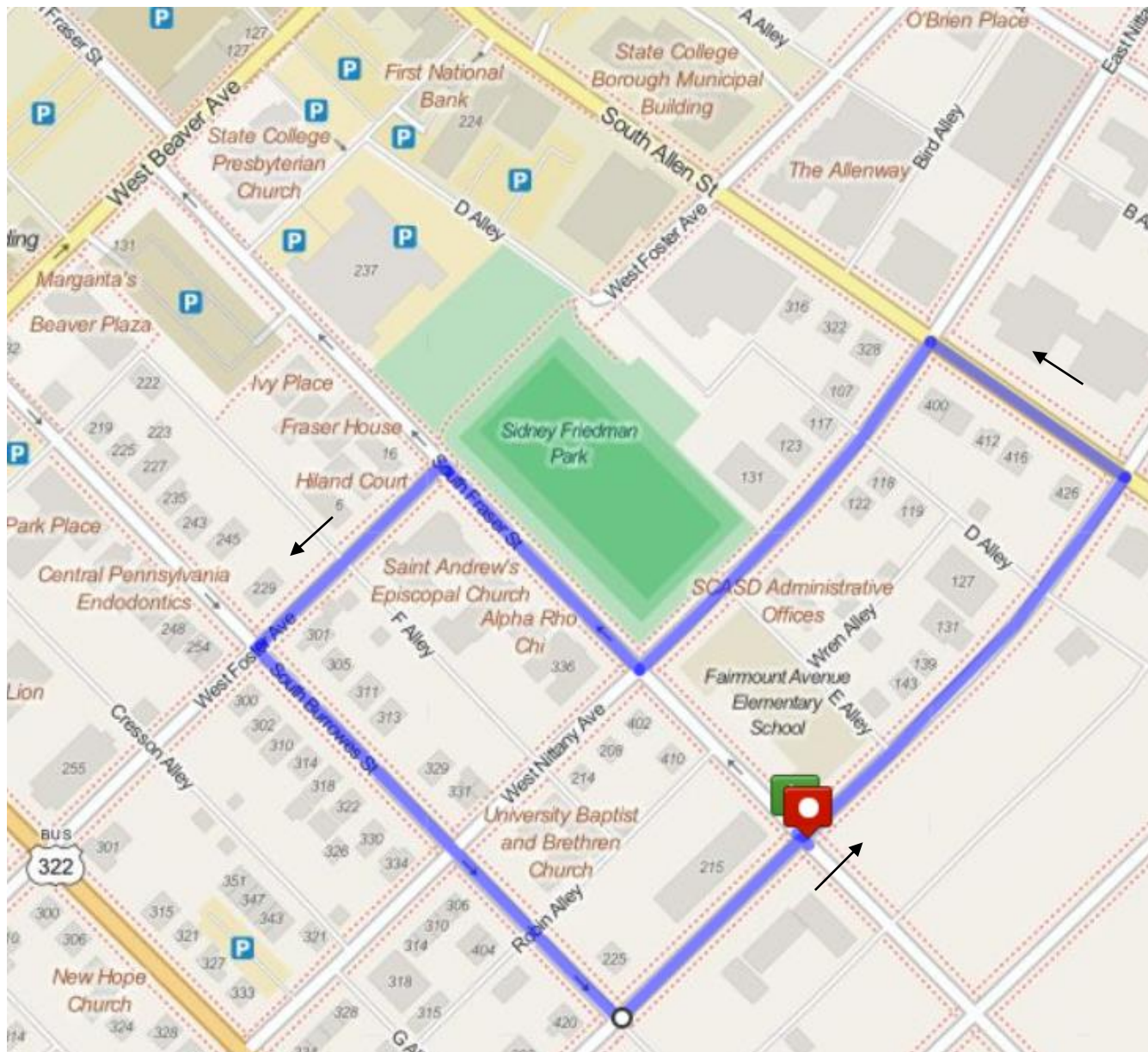
Directions to the ITT & PSU Parking Lot 44

- From the North East: Take 87 S to 84 W to 81 S to I- 80 W (see below for directions from 80).
- From the West: Take 22 E to I-99/ US 220 N towards Altoona. Exit onto US-322 BUS E/N Atherton St. Continue 3.3mi and turn left on to Park Avenue. Proceed on Park Avenue for 1.5 miles and turn right onto Porter road. Parking will be located on the right just after the stadium.
- From South (Route 322 W): Exit onto US-322 BUS W/Boal Ave toward Atherton St/Boalsburg. Continue 3.3 mi, and turn right onto University Drive. Proceed 1.9 miles on University Drive and take a right onto Dauer Road, Parking will be located on your left.
- From I-80: Take exit 161 towards Bellefonte. Follow signs to US-220S/26 S and continue 11 miles. Take exit 73 to merge onto US-322 E toward State College/Lewistown. In 1mi take PA-26 exit toward State College and turn right onto E College Ave. In .8 miles turn right onto Porter Road. Parking is located .7 miles further on your left.

For more information please e-mail Andrew at
TheNittanyStageRace@gmail.com
USA Cycling Permit # 2015-141

Parking at the Criterium

We advise cycling from lot 44 to the Criterium, but if you wish you may also park in any of the downtown parking decks. These garages are free on Sunday but **DO NOT** have enough clearance to enter them with a bike on a roof rack. Please don't try to remove your bike from a roof rack while in the entrance to the garage either, this will hold traffic and is very rude to other cyclists wishing to enter the garages. On street parking and open air lots are also available but you will be charged for their use. Finally please do not park in private driveways, alleys, or on residential property: **You will be towed.**



Directions to Criterium from the ITT:

- From Lot 44: Exit the parking lot by turning left onto Porter Road. In .2 miles turn left onto Park Avenue. Proceed 1.5 miles and take a left onto Atherton Street. Proceed .6 miles and take a left onto West Beaver Avenue and proceed .1 mile. The entrance to the first parking garage is on the right immediately following the first stoplight. The second parking garage will be on your left on Frasier Street.

For more information please e-mail Andrew at
TheNittanyStageRace@gmail.com
USA Cycling Permit # 2015-141

PRIZE LIST:

Road Race										
Place	1	2	3	4	5	6	7	KOM/QOM		
Master's 35+	80.00	70.00	60.00	50.00	40.00					50.00
Women's 3,4	70.00	60.00	55.00	50.00	40.00					50.00
Women's P,1,2	100.00	90.00	70.00	50.00	40.00	30.00	20.00			50.00
Men's 4,5	70.00	60.00	55.00	50.00	40.00					50.00
Men's 3	80.00	70.00	60.00	50.00	40.00					50.00
Men's P,1,2	100.00	90.00	70.00	50.00	40.00	30.00	20.00			50.00
ITT										
Place	1	2	3	4	5	6	7			
Master's 35+	60.00	50.00	40.00	30.00	25.00					
Women's 3,4	50.00	40.00	30.00	25.00	20.00					
Women's P,1,2	70.00	60.00	50.00	40.00	30.00	25.00	20.00			
Men's 4,5	50.00	40.00	30.00	25.00	20.00					
Men's 3	60.00	50.00	40.00	30.00	25.00					
Men's P,1,2	70.00	60.00	50.00	40.00	30.00	25.00	20.00			
Open	Merchandise	Merchandise	Merchandise	Merchandise	Merchandise					
Criterion										
Place	1	2	3	4	5	6	7			
Master's 35+	80.00	70.00	60.00	50.00	40.00					
Women's 3, 4	70.00	60.00	55.00	50.00	40.00					
Women's P,1,2	100.00	80.00	70.00	50.00	40.00	30.00	20.00			
Men's 4,5	70.00	60.00	55.00	50.00	40.00					
Men's 3	80.00	70.00	60.00	50.00	40.00					
Men's P, 1,2	100.00	80.00	70.00	50.00	40.00	30.00	20.00			
Primes										
Place	1	2	3							
Master's 35+	25.00	15.00	10.00	x2 per race		100.00				
Women's 3,4	25.00	15.00	10.00	x2 per race		100.00				
Women's P,1,2	25.00	15.00	10.00	x3 per race		150.00				
Men's 4,5	25.00	15.00	10.00	x2 per race		100.00				
Men's 3	25.00	15.00	10.00	x2 per race		100.00				
Men's P,1,2	25.00	15.00	10.00	x3 per race		150.00				
GC Position										
Place	1	2	3	4	5	6	7	8	9	10
Master's 35+	130.00	120.00	110.00	100.00	90.00	80.00	75.00	75.00	75.00	75.00
Women's 3,4	110.00	100.00	90.00	80.00	70.00	60.00	60.00	60.00	60.00	60.00
Women's P,1,2	250.00	200.00	150.00	120.00	110.00	85.00	75.00	75.00	75.00	75.00
Men's 4,5	110.00	100.00	90.00	80.00	70.00	60.00	60.00	60.00	60.00	60.00
Men's 3	130.00	120.00	110.00	100.00	90.00	80.00	75.00	75.00	75.00	75.00
Men's P,1,2	250.00	200.00	150.00	120.00	110.00	85.00	75.00	75.00	75.00	75.00
Totals										
Road Race Total	\$1,950.00									
KOM/QOM	\$300.00									
ITT Total	\$1,330.00									
Crit Total	\$1,930.00									
Primes	\$700.00									
GC Total	\$5,790.00									
Total Master's 35+	\$1,935.00									
Total Women's 3,4	\$1,665.00									
Total Women's P,1,2	\$2,550.00									
Total Men's 4,5	\$1,665.00									
Total Men's 3	\$1,935.00									
Total Men's P,1,2	\$2,550.00									
Total of all prizes-	\$12,000.00									

For more information please e-mail Andrew at
TheNittanyStageRace@gmail.com
 USA Cycling Permit # 2015-141

IMPORTANT INFORMATION!

Registration: Registration can be completed online through BikeReg at: <https://www.bikereg.com/the-nittany-stage-race>. Registration for the stage race format is \$70 while the Open ITT is \$10. A \$10 late fee will apply to any entries received after 11pm on July 12th and a \$15 late fee will apply to any entries received after July 26th including those on Saturday morning. There is no late fee applied to the Open ITT. Day of race registration opens at least 30 minutes before the first day's race and closes 30 minutes before each races start time. Registration for the stage race is not available after Saturday morning.

New cyclists and other license holders are strongly encouraged to get a USA Cycling license online at: <https://www.usacycling.org/getting-started.htm>. One-day licenses may only be applied to entry in either the Men's 5 race field, Women's category 4, or Open ITT. The field limits for each race are set at 75 with the expectation of the Open ITT which remain capped at 50. The promoter reserves the option to add additional race fields should those races be filled more than 60 days before the start of the event. In that case changes will be made to the races technical manual and flyers. Promoter is *not* required to refund pre-registration in an event of an unforeseen cancellation. Promoter reserves the right to reduce prize amounts based upon registered attendance on the day of the race. Prize purses for race fields with less than 25 participants will be reduced by 50%. Changes to the prize purse will be announced at the start of each of Saturday's races.

The overall winner of each category (General Classification) will be decided by the cyclists with the lowest overall time after all three races. There will be time bonuses awarded during both the Road Race and the Criterium for the winners of the KOM competition and Primes. The bonuses for the KOM competition will be -6, -4, -2 seconds and -3, -2, and -1 second for the sprints. In the event of a GC tie, the rider with the better finish in the road race will be awarded the higher GC placement. Final results will be updated online within forty eight hours of the races completion. Riders are responsible for picking up their own prize money on the evening of the Criterium. Please have some kind of identification on hand to when picking up your prize. Prize payouts for the General Classification will be mailed within 30 days of the event. The podium ceremony will take place at the Syndey-Freidman Memorial Park.

Prior to the start of the Men's P,1,2 Criterium the race course will be closed for 20 minutes for an open course ride. The open course ride is meant for young cyclists and families to hop on their bikes and experience the course! The open course ride will not cost anything for those wishing to ride it, but a wristband must be picked up at race HQ prior to riding the open course. Participants without a wristband will be asked to leave the course. The open course ride is not a competitive event and participants are encouraged not to race on the course and to be mindful of little cyclists.

*The Nittany Stage Race is held under USA Cycling Permit 2015-141.

Lodging: There are a multitude of hotels in and around the city of State College. We recommend using a lodging package offered for the race at either www.racestatecollege.com or www.visitpennstate.org. There are also campsites and cabins available at Black Moshannon State Park. You can make reservations for these accommodations here: <http://www.pa.reserveworld.com/default.aspx>.

Medical Services: Ambulance and EMT services will be provided by Centre LifeLink on Saturday for the road race and team time trial. On Sunday, ambulance coverage will come from Penn State's University Health services. Both days, racers will be transported to the emergency room at Mount Nittany Medical Center.

Mount Nittany Medical Center contact info: 1800 E Park Ave, University Park, PA, 16803, 814-231-7000